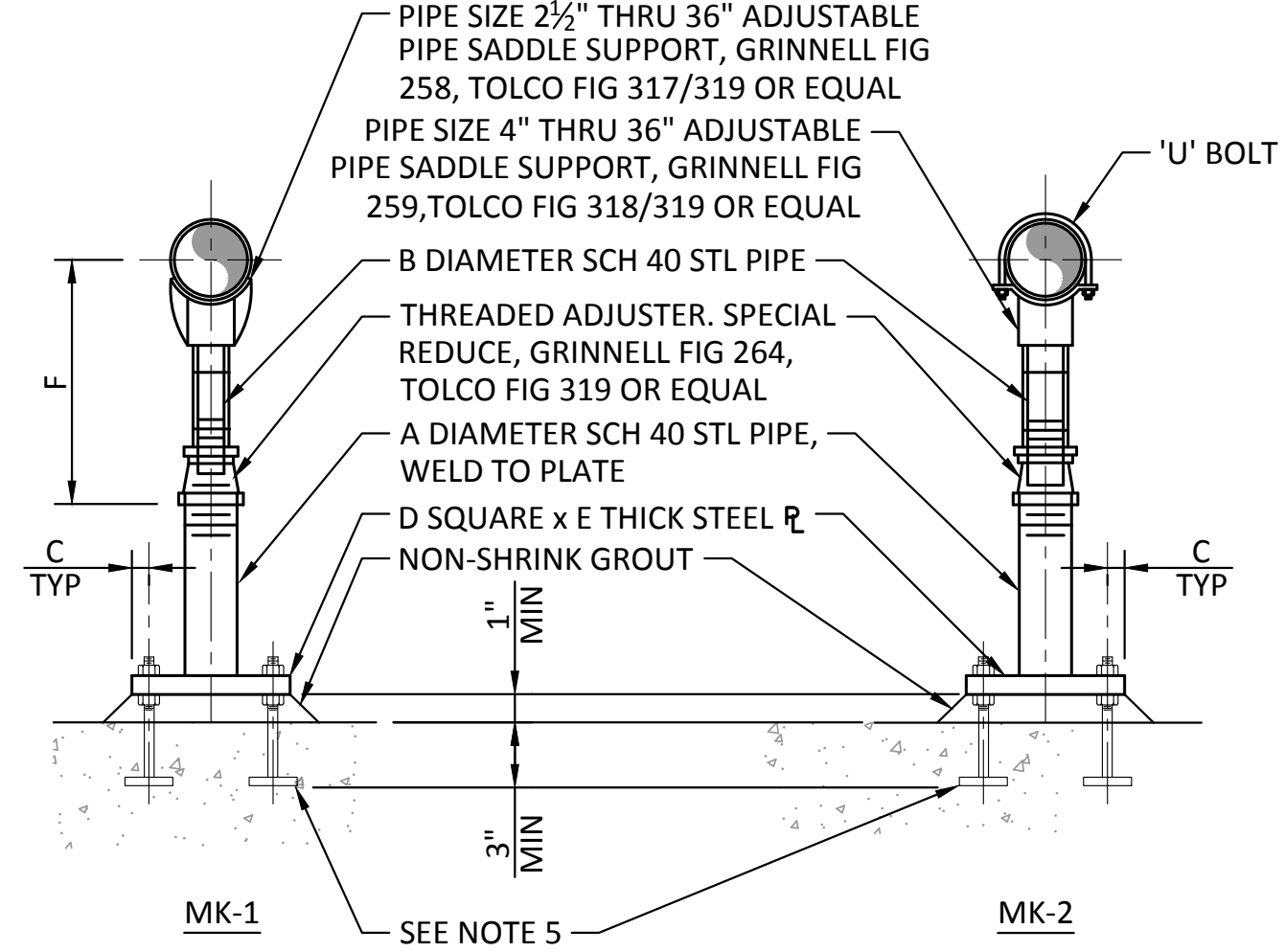


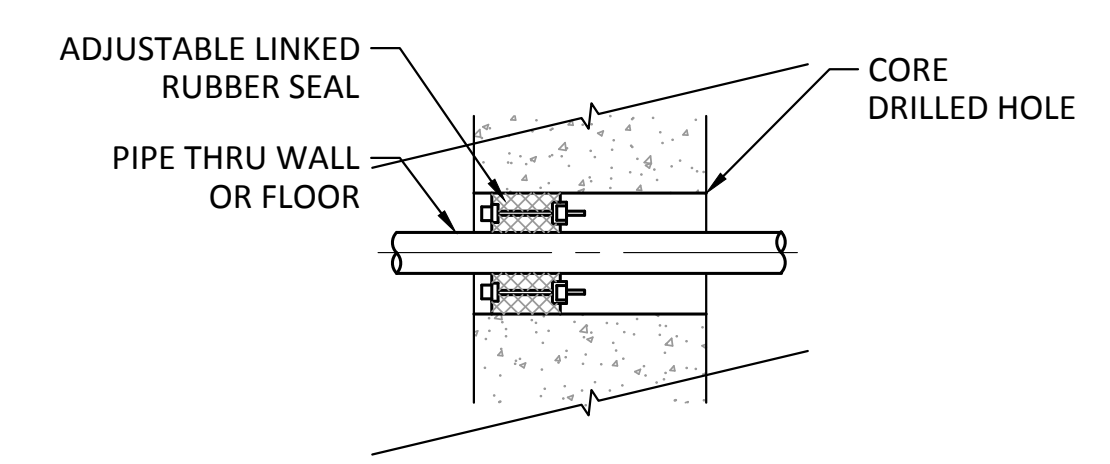
**STEEL PIPE HAND HOLE DETAIL**  
SCALE: NTS



NOMINAL PIPE SIZE	DIMENSIONS IN INCHES						
	A	B	C	D	E	F (APPROX)	
						(MIN)	(MAX)
24	6	4	1 1/2	11	3/4	26 1/2	31

- NOTES:**
- FOR ADDITIONAL REQUIREMENTS SEE SPEC SECTION 'PIPE SUPPORTS'.
  - GALVANIZE ALL PARTS AFTER FABRICATION.
  - WHERE PIPE SUPPORT OCCURS ON GRADE REFER TO STRUCTURAL DRAWINGS FOR DETAILS.
  - THIS PIPE SUPPORT IS LIMITED TO PIPE FROM 2 1/2" DIAMETER TO 36" DIAMETER INCLUSIVE.
  - GALVANIZED ANCHOR BOLT OR CONCRETE ANCHOR WITH TWO NUTS AND ONE LOCKWASHER. PROVIDE BAR 4x1/2x4" WELDED TO BOLT. TYP OF 4, SEE SPECS.

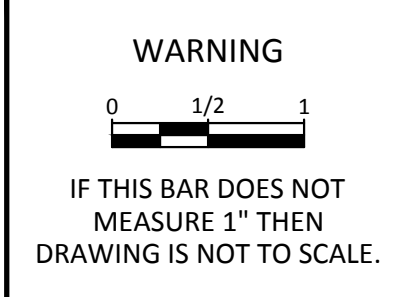
**ADJUSTABLE PIPE SUPPORT WITH OR WITHOUT 'U' BOLT**  
SCALE: NTS



**NOTE:**  
THESE PIPE OPENING DETAILS ARE TO BE USED IN DRY WALLS ONLY AND SHALL NOT BE USED FOR WALLS WITH WATER ON ONE OR BOTH SIDES.

**SLEEVED PIPE OPENING IN EXISTING WALL**  
SCALE: NTS

REV	DATE	BY	DESCRIPTION
1	6/10/22	JAL	REVISED - ISSUED FOR CONSTRUCTION
0	5/25/22	JAL	ISSUED FOR CONSTRUCTION



KLAMATH RIVER RENEWAL CORPORATION	DESIGNED <u>J. BURNS</u>
CITY OF YREKA WATER LINE	DRAWN <u>J. CHASE</u>
CIVIL STANDARD DETAILS 4	CHECKED <u>J. LOWY</u>
	PROJECT DATE <u>5/25/22</u>

DRAWING  
**GC005**  
JOB NO: 000000